

CIRCULAR

Date:	26 May 2022	Ref No.:	PDS/ALL/SNZ-ms/009-22 (Total no. of pages: 18)
To:	UTMC, IUTA, CUTA, PRS PROVIDER, IPRA AND CPRA		
Attn:	Authorised Representative/Chief Executive Officer		

FIMM Virtual Examination (iFVE) Schedule (June, July and August 2022)

- With reference to the Circular sent on 1 April 2022 (Ref: PDS/ALL/SNZ-ms/007-22), we would like to announce additional examination dates for June 2022 and new examination dates for July and August 2022.
- Registration for all examination session from 16 June 2022 until 27 August 2022 will be via the **current system (FIS)**. Details of examination and relevant submission dates are summarised in Table 1 below.

Table 1: Schedule for the month of June, July and August 2022

Exam Date	iFVE Seat Booking by	FIS & Documents Submission by	Date Selection in FIS
16-Jun-2022, Thu	30-May-2022 (Monday)	02-Jun-2022 (Thursday) 2:00pm	13-Jun-2022 (Monday)
17-Jun-2022, Fri			
18-Jun-2022, Sat			
20-Jun-2022, Mon	6-Jun -2022 (Monday)	9-Jun-2022 (Thursday) 2:00pm	20-Jun-2022 (Monday)
21-Jun-2022, Tue			
22-Jun-2022, Wed			
23-Jun-2022, Thu			
24-Jun-2022, Fri			

Exam Date	iFVE Seat Booking by	FIS & Documents Submission by	Date Selection in FIS
25-Jun-2022, Sat			
27-Jun-2022, Mon	13-Jun -2022 (Monday)	16-Jun-2022 (Thursday) 2:00pm	27-Jun-2022 (Monday)
28-Jun-2022, Tue			
29-Jun-2022, Wed			
1-Jul-2022, Fri			
2-Jul-2022, Sat			
4-Jul-2022, Mon			
5-Jul-2022, Tue			
6-Jul-2022, Wed			
7-Jul-2022, Thu			
8-Jul-2022, Fri			
13-Jul-2022, Wed	27-Jun-2022 (Monday)	30-Jun-2022 (Thursday) 2:00pm	11-Jul-2022 (Monday)
14-Jul-2022, Thu			
15-Jul-2022, Fri			
16-Jul-2022, Sat			
18-Jul-2022, Mon	4-Jul-2022 (Monday)	7-Jul-2022 (Thursday) 2:00pm	18-Jul-2022 (Monday)
19-Jul-2022, Tue			
20-Jul-2022, Wed			
21-Jul-2022, Thu			
22-Jul-2022, Fri			
23-Jul-2022, Sat			
25-Jul-2022, Mon			
26-Jul-2022, Tue			
27-Jul-2022, Wed			
28-Jul-2022, Thu			

Exam Date	iFVE Seat Booking by	FIS & Documents Submission by	Date Selection in FIS
1-Aug-2022, Mon	18-Jul -2022 (Monday)	21-Jul-2022 (Thursday) 2:00pm	1-Aug-2022 (Monday)
2-Aug-2022, Tue			
3-Aug-2022, Wed			
4-Aug-2022, Thu			
5-Aug-2022, Fri			
6-Aug-2022, Sat			
8-Aug-2022, Mon	25-Jul -2022 (Monday)	28-Jul-2022 (Thursday) 2:00pm	8-Aug-2022 (Monday)
9-Aug-2022, Tue			
10-Aug-2022, Wed			
11-Aug-2022, Thu			
12-Aug-2022, Fri			
13-Aug-2022, Sat			
15-Aug-2022, Mon	1-Aug -2022 (Monday)	4-Aug-2022 (Thursday) 2:00pm	15-Aug-2022 (Monday)
16-Aug-2022, Tue			
17-Aug-2022, Wed			
18-Aug-2022, Thu			
19-Aug-2022, Fri			
20-Aug-2022, Sat			
22-Aug-2022, Mon	8-Aug -2022 (Monday)	11-Aug-2022 (Thursday) 2:00pm	22-Aug-2022 (Monday)
23-Aug-2022, Tue			
24-Aug-2022, Wed			
25-Aug-2022, Thu			
26-Aug-2022, Fri			
27-Aug-2022, Sat			

3. Please refer to **Appendix 1** for iFVE Key Features..
4. Please refer to **Appendix 2** for Notes to Candidates on iFVE.
5. Meanwhile, if you require any further information on the matter, kindly contact the following:
 - a) Registration of Candidates:
 - i) Ms. Charmaine 03-78904242 ext 232 (charmaine@fimm.com.my)
 - ii) Ms. Afza 03-78904242 ext 235 (afza@fimm.com.my)
 - iii) Registration Department (registration@fimm.com.my)
 - b) iFVE
 - i) Mr Mohd Shakirin 03-78904242 ext 433 (shakirin@fimm.com.my)
 - ii) Ms Nor Azian 03-78904242 ext 435 (azian@fimm.com.my)
 - iii) Professional Development Services Department (exam@fimm.com.my)

Thank you.

Yours faithfully



Shahruil Nizam Zainol

Senior Manager, Professional Development Services Department

IFVE: KEY FEATURES (updated on 1 April 2022)

No	Item	Features																		
1.	Target audience	<ul style="list-style-type: none"> • A new Candidate who has yet to register for FIMM Examination; or • A Candidate who has to re-sit for FIMM Examination. 																		
2.	Venue	Candidates can take examination from their home or any place that meet FIMM's requirements.																		
3.	Language	English and Bahasa Malaysia only. Once the language has been selected, no changes is allowed.																		
4.	Frequency	Monday to Saturday (exclude public holidays).																		
5.	Other examination features and structure	<p>iFVE is available for both CUTE and CPRE with the following examination features and structures:</p> <table border="1"> <thead> <tr> <th>Particular</th> <th>CUTE</th> <th>CPRE</th> </tr> </thead> <tbody> <tr> <td>Duration</td> <td>2 hours</td> <td>1.5 hours</td> </tr> <tr> <td>Passing mark</td> <td>75%</td> <td>70%</td> </tr> <tr> <td>3 sessions/day (Monday to Saturday except Friday)</td> <td>09:00-11:00 12:00-14:00 15:00-17:00</td> <td>0900-10:30 12:00-13:30 15:00-16:30</td> </tr> <tr> <td>Friday</td> <td colspan="2"></td> </tr> <tr> <td>Candidate/ session</td> <td colspan="2">20</td> </tr> </tbody> </table>	Particular	CUTE	CPRE	Duration	2 hours	1.5 hours	Passing mark	75%	70%	3 sessions/day (Monday to Saturday except Friday)	09:00-11:00 12:00-14:00 15:00-17:00	0900-10:30 12:00-13:30 15:00-16:30	Friday			Candidate/ session	20	
Particular	CUTE	CPRE																		
Duration	2 hours	1.5 hours																		
Passing mark	75%	70%																		
3 sessions/day (Monday to Saturday except Friday)	09:00-11:00 12:00-14:00 15:00-17:00	0900-10:30 12:00-13:30 15:00-16:30																		
Friday																				
Candidate/ session	20																			
6.	Invigilation	<ul style="list-style-type: none"> • Virtual invigilation will be carried out through Microsoft Teams (MS Teams). • Candidates are required to sign in onto MS Teams via their mobile phone/tablet. 																		

No	Item	Features
7.	Examination result	Preliminary examination result will be emailed to Candidates immediately after their session is completed.
8.	Requirements to take iFVE	<ul style="list-style-type: none"> • Computer (laptop, desktop or tablet) installed with Chrome, Internet Explorer, Firefox, Safari or Opera; • Smart phone installed with MS Teams; • Stable internet connectivity; and • A quiet place/room, with proper lighting and setting. <p>Kindly refer to the attached Notes to Candidates (Appendix 2) for further information on the requirements. A copy of the notes is available on FIMM's Website.</p> <p>Note: FIMM will not be responsible for any failure in taking iFVE due to non-compliance of the iFVE requirements by the Candidates. No refund will be entertained for such cases.</p>
9.	iFVE Rules	<ul style="list-style-type: none"> • By accessing the iFVE, Candidates agree to be bound by the iFVE rules. • FIMM has the right to disqualify or withhold Candidates' results if they are found to have breached any of the examination rules. <p>Kindly refer to the attached Notes to Candidates for further information on the rules.</p>
10.	Fee	Status quo.
11.	Registration for iFVE	<ul style="list-style-type: none"> • Register candidate and select the chosen examination date and time via iFVE Seat Booking Application; • Submit relevant Candidate's registration through FIS;

No	Item	Features
		<ul style="list-style-type: none"> • Email relevant Candidate's registration documents to Registration Department via registration@fimm.com.my; • Registration / submission must be made prior to the dateline as stipulated in Table 1. <p><i>Note:</i> The date selection in FIS must be on the Monday of the selected examination week. However, Members/Distributors must input the correct time as chosen by the Candidate.</p>
12.	Pre-examination notification	Upon completion of registration of Candidates for iFVE, FIMM will contact each Candidate via email three (3) calendar days prior to examination date to confirm their registration and to inform them on details of their examination date and time.
13.	Confirmation of registration status	Once the registration of Consultant is completed, Members/Distributors will be notified.

iFVE-Overview

Take examination virtually



This *Notes to Candidates* is strictly intended for Candidates who are taking the iFVE

What is iFVE?



Target audience

- Candidates whose examination sessions were cancelled due to disruptions caused by MCO.
- New candidates who have yet to register to sit for examination.



More frequent sessions

Monday to Thursday



Convenient

Candidates can take the examination at home or any other places that meet FIMM's requirements



Language

English only.



Immediate results

Candidates will receive their preliminary results via email after they complete their examinations.



Available for CUTE and CPRE

iFVE is available for both CUTE and CPRE

Particulars	CUTE	CPRE
Duration	2 hours	1.5 hours
No. of session and time	3 sessions everyday: 9am-11am, 12 noon-2pm, and 3pm-5pm	
No. of questions	60 multiple-choice questions	

iFVE Key Requirements



Technical Requirements:



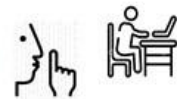
Computer:
*Installed with browser
(i.e. Firefox, Chrome,
Safari, Opera or
Internet Explorer)*



Handphone:
*Installed with
Microsoft Teams*



Internet:
*Stable
connectivity*



Room:
*Quiet place/room
with proper lighting
and setting*



Notes to Candidates
Interim FIMM Virtual Examination (iFVE)

Detailed Technical Requirements



To enroll in iFVE, Candidates must have computers, mobile phones, system, software and environment that meet the following **minimum** requirements:

1 Laptop or desktop

a) Minimum system/software:



Operating system	Windows 10 Professional or Home edition. Note: 10S mode is not supported	MAC Book Pro, Mini, Air Operating System Version 10.15.5 Catalina*
Browser	Latest version of: Chrome Firefox Internet Explorer Safari Opera	
Pop-up Blocker	Pop-up blocker should be disabled to enable launch of examination	
Network adaptor	1Gbps Network Interface Card	

Important note:

* Operating system that is lower than version 10.15.5 is not supported by MAC OS. This is due to a recent upgrade of the MAC Operating system by Apple. Please refer to Apple’s release-note #10.15.5, for further details.


2 Mobile phone and conferencing connectivity



a) Internet connectivity:

Internet connection type	High Speed Broadband
Internet download speed	5 Mbps
Internet Upload Speed	5 Mbps

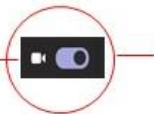
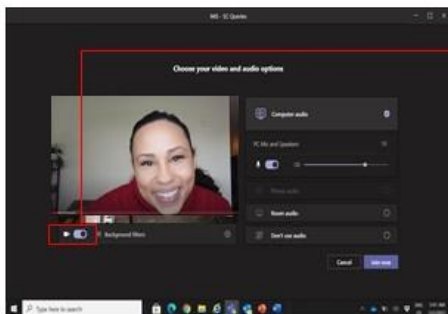
b) Microsoft Teams:

System requirements	
	<ul style="list-style-type: none"> Compatible with Android phone Support is limited to the last 4 major versions of Android Current version is Android 11
	<ul style="list-style-type: none"> Compatible with iPhone Support is limited to the 2 most recent major versions of IOS Current versions of IOS is 14.

- Candidates should **download** the *Microsoft Teams* application into their **mobile phone** at least 2 days before the examination day;
- Familiarise** yourself with Microsoft Teams by watching the video/online tutorial (links are available on *YouTube*) on how to use *Microsoft Teams* prior to your scheduled examination day; and
- If you intend to use mobile data, kindly ensure it meets the minimum speed requirement of 5 Mbps.

c) Configure your Microsoft Teams: Let invigilators see your face, your screen as well as the room/place you are taking the examination

- Click the link in the email sent to you and join Microsoft Teams meeting via your **mobile phone** at least 30 minutes before the examination start time for identity verification purposes; and
- Please switch on the video mode and switch off background filter throughout the examination session.



- Slide the video icon to turn on the video mode
- Background filter is **not allowed** throughout the examination session.



How-to steps and video:
<https://www.youtube.com/watch?v=6pauAUO18v4>

Note: Different versions of Microsoft Teams may have screen layout that is different from what is shown on the left.

d) Where to place your mobile phone?

Place your mobile phone at a place and angle that allows the Invigilators to view your face and your screen.



Both candidate's face and screen are visible



Candidate's face is not visible



Laptop's screen is not visible

3 Examination room/place of your choice



The examination room/place:

1. Find a **quiet space** you can use for the whole duration of the examination session
2. The **lighting** in your room should be of daylight quality and overhead lighting is preferred. If overhead lighting is not possible, please make sure that the source of your lighting is not from a place that will make it difficult for your invigilator to see you.
3. Make sure **no one else is with you** in the examination space or enters the examination space during the examination session. Any interruption or disruption during the examination is to be avoided
4. The **table should be tidy** and any reference materials must be put away. Candidates are allowed to put on the table your identification document, drink (if needed), one blank A4 paper, pen and non-programable calculator only. Other stationery should not be placed on the table.
5. Tablet, Smart Watch or **any other electronic gadgets are not permitted** to be worn or placed on the table throughout the examination session unless authorised by the invigilator.
6. The examination area should be free from any distracting background noises.
7. Close all programs, applications and websites on your laptop/desktop unless otherwise instructed by the invigilator for the purpose of taking the examination.
8. Remove any hats, sunglasses, earphones and headphones.
9. No food is allowed during the examination. However, you are allowed to bring a drink.
10. For candidates using hearing aids, please inform the invigilator before the start of the examination.
13. If you face any technical issues when attempting to access iFVE, please contact our invigilator at 011 13238042 or send an email to exam@fimm.com.my.

Note: FIMM has the right to disqualify or withhold Candidates' results if they are found to have breached any of the above requirements and FIMM's rules.



iFVE Rules



1. By virtue of participating in the examination, Candidates are deemed to have consented to the recording of the examination session by FIMM.
2. By accessing the iFVE, Candidates agree to be bound by the following examination rules. FIMM has the right to disqualify or withhold Candidates' result if the Candidates are found to have breached any of the following rules:
 - a) Candidates must obey all the instructions and directions of the Invigilator.
 - b) Candidates are not allowed to leave the examination room/place temporarily, EXCEPT in the event of an emergency and with the Invigilator's permission.
 - c) Candidates will be observed by the Invigilator throughout the examination session and the session will be recorded.
 - d) The invigilator has the right to do a "360-degree" virtual verification on the examination room/place at any time during the examination.
 - e) Only up to **1 warning** will be given on any suspicious acts or movements (e.g. copying, referring to notes/textbooks, using handphones or other electronic gadgets, allowing other person to enter the examination room/space, communicating with a 3rd party on examination questions, etc). If this persists, the Candidate's results will be disqualified.



Notes to Candidates Interim FIMM Virtual Examination (iFVE)

iFVE Rules (cont'd)



- f) Candidates who join Microsoft Teams by more than 20 minutes after the examination session start time will not be allowed to take the examination. Such Candidates' attendance will be marked as absent.
- g) Candidates are not allowed to leave the examination room/place within the first 15 minutes after the examination starts.
- h) Toilet breaks are not allowed once the examination starts.
- i) Results that are announced immediately after the examination are preliminary and subject to FIMM's final approval within 2 business days.
- j) FIMM will not be responsible for any failure in taking iFVE due to non-compliance with the iFVE requirements and rules, by the Candidates. No refund will be entertained for such cases.
- k) If you face any technical issues when attempting to access iFVE, please contact our Invigilator at 011 13238042 or email to exam@fimm.com.my.

What do you do

before/on the examination day?



- 0** At least 2 days
Before
examination day
- 1** On the examination day
Before
examination starts
- 2** **During**
the examination
- 3** **After**
examination ends



- Prepare your room
- Install browser to computer
- Install Microsoft Teams on mobile phone



- Have in place identification document
- Ensure computer is switched on
- Join Microsoft Teams via mobile phone



Start the examination and navigate your e-paper



Examination ends and result will be announced

0 At least 2 days before the examination day

Please ensure that:



- Your computer is installed with browser (Firefox, Chrome, Safari, Opera or Internet Explorer)
- Your mobile phone is installed with Microsoft Teams
- The internet connectivity of the examination room/place is strong and stable
- The examination room/place has proper lighting and is quiet/conducive for taking examination.
- Table or area that you intend to take examination is uncluttered
- You have 1 piece of blank paper and non-programable calculator handy to be used during the examination day.

Note: Ensuring the above are in order before the examination day will help Candidates to join the Microsoft Teams meeting on time. Last minute system configuration may take longer time than expected and may cause delay.

1 Before examination starts

Three (3) days before the examination date, Candidate will receive an email from FIMM with links to both Microsoft Teams meeting as well as the examination site. Please check and ensure your computer and room meet all requirements as stipulated in Pages 3, 4 and 5 of this notes.

b

Join Microsoft Teams meeting via **mobile phone 30 minutes before the examination** start time. Place your mobile at a place where the invigilator can see you face and screen.

a

Clear your table. Only your identification card/document, one piece of blank paper, pen, non programmable calculator and drink are allowed on your table.



c

Click the link to iFVE examination page. Once you are at the iFVE landing page, close all other applications that are not relevant to the iFVE.

Please wait for the invigilator's instruction to authenticate your identity

Note: Given that configuring and setting of your electronic gadgets and examination room/place can be time consuming, you are advised to make advance preparation before the examination day to avoid unnecessary delay in starting your examination.

1 Before examination starts

Upon completion of authentication, the Invigilator will give the instruction and information for Candidates to log into the examination session:



d Enter password provided by the Invigilator and click "Continue".

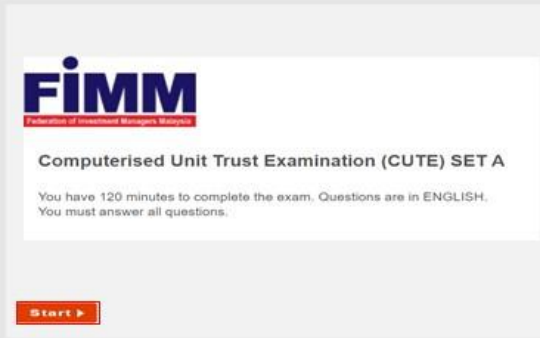


e Enter the following:
i. First Name (kindly type your **full name** for this examination purpose);
ii. Email address;
iii. NRIC no.; and
iv. Mobile no.

Click "Start".

2 Examination ongoing

a Please read the instructions before you click "Continue".





Notes to Candidates Interim FIMM Virtual Examination (iFVE)

2 Examination ongoing

b On the main examination page, Candidates can navigate the examination by clicking the following buttons:

"See all questions" button displays a list of all questions and the status of completion respectively.

Click "Bookmark" button for questions that you intend to review later.

The screenshot shows the FIMM examination interface. At the top, it says 'FIMM' and 'Computerised Unit Trust Examination (CUTE) SET A'. Below that, there is a 'Time left: 1:59:48' indicator. The main section is 'Question 1 of 60'. There are four radio button options labeled A), B), C), and D). At the bottom left, there is a 'Previous' button, and at the bottom right, there is a 'Next' button. A 'Bookmark' button is located at the top right of the question area. A 'See all questions' button is located at the top left of the question area. Dashed arrows point from the text descriptions to these buttons. Brackets on the left side of the question area label the top part as 'Question section' and the bottom part as 'Answer section'.

Click "Previous" button to go back to the earlier question.

Click "Next" button to proceed to the next question.

3 After examination ends

a Upon completing all questions, Candidates must click the "Complete" button to end the examination session. After that, Candidates are required to raise your "hand symbol" in the *Microsoft Teams* and the invigilator will check and end your session officially. The result will be immediately sent to the Candidate's email that is registered with FIMM.

The screenshot shows the FIMM results page. It displays 'Results for: [Candidate Name]' and 'Title: Computerised Unit Trust Examination (CUTE) SET A'. Below that, it shows 'Duration: 00:05:37', 'Date started: Thu 4 Feb 2021 11:59', and 'Date ended: Thu 4 Feb 2021 12:05'. There is a 'Feedback' section with a red circle around it. Below the feedback section, there is a message: 'You have failed the above examination. Your status is now pending for final result and approval from FIMM. If you want to appeal, you should do so within 14 calendar days from your examination date, or you are pending for further information. The appeal is subject to details of which can be found in the above application or the note.'

Candidate's result as well as the suggested next action.

Note: Results announced immediately after the examination are preliminary and subject to FIMM's final approval within 2 business days.